
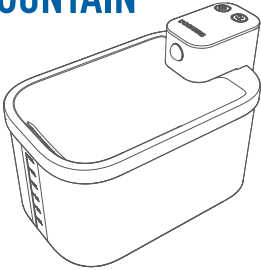


名称	D12多尼斯小澈超滤净化无线饮水机(中文版)		
文件编号	JS21MKTPKDocxCH	文件版次	A2
尺寸	630*90MM		
材质工艺	125克哑粉纸 风琴折		
设计	程晓鹤	时间	2023/5/11
审核			



D12

DOGNESS CLEAR UTRA-FILTRATION PURIFICATION PORTABLE WATER FOUNTAIN USER MANUAL



**PLEASE READ THIS MANUAL PRIOR TO USING THIS PRODUCT**

Thank you for purchasing DOGNESS smart products. For your safety and concern, please read this product manual carefully prior to use. Failure to follow and operate this product in accordance within the manual and issues that result in any personal injury, property or other losses, DOGNESS has no liability except as expressly provided by law.

**LEGAL RIGHTS AND RESTRICTIONS**

The authorization, trademark, and font size of the manual belong to DOGNESS and other related parties. If the content of the manual is inconsistent with the actual product (including APP), the actual product (APP) shall prevail. DOGNESS reserves the right (including electronic version) to interpret and modify the manual within the scope permitted by law. If you have any objection to any content or terms of the manual, please submit a written objection to DOGNESS: within 7 days after purchasing the product. Otherwise you agree, understand and accept the entire contents within this user manual.

**NOTE:** In an effort to provide the best user experience for you and your pet, our products are continually updated and improved. Therefore this user manual may have slight differences from the actual product.

**SPECIFICATIONS**

**Product Name:** Dogness CLEAR Ultra-Filtration Purification Portable Water Fountain

**Model:** D12

**Size:** L 10.47" x W 6.18" x H 7.09"

**Weight:** 2.46 lbs.

**Capacity:** 3 Liters

**Material:** ABS

**Battery capacity:** 5000mAh

**Power:** 5V (TYPE-C USB)


\* The device needs to be used with a 5V/1A power adapter.

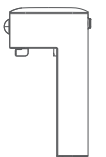
**FEATURES**


- **DUAL - OPERATION:** Two timed water flow settings to fit your pets hydration needs.
- **LARGE CAPACITY:** Fountain holds up to 3 liters of water.
- **TRANSLUCENT:** See through tank for better visibility of the water level.
- **MOTION ACTIVATED:** Intelligent sensor that activates the water flow when sensing movement within 5 ft. Automatically stops after use to conserve consumption and energy.
- **DUAL-POWER SUPPLY:** Fountain can be powered by the USB power cable or with the built-in high-capacity rechargeable battery for portable use. Note, USB power adaptor not included.
- **DUAL-FILTRATION SYSTEM:** Two stage filtration system cleans and purifies water through the activated carbon filters and the ultra-purification module.
- **SAFETY:** Dry-run protection, pump automatically shuts off when empty. Non-inductive electrical design, prevents against electrical shock.
- **ULTRA-QUIET:** Muffled to minimize water droplet noise, pump is whisper quiet.
- **EASY TO CLEAN:** Removable modular design, convenient for cleaning.
- **UPGRADED:** with an induction free design for a more safe and secure operation.


**PRODUCT CONTENTS**

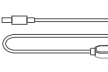
Please confirm the following items are contained in the box prior to usage.


  
Water Storage Tank x 1


  
Main Pump x 1

  
Ultra-Filtration Filter x 1

  
Carbon Filter x 1

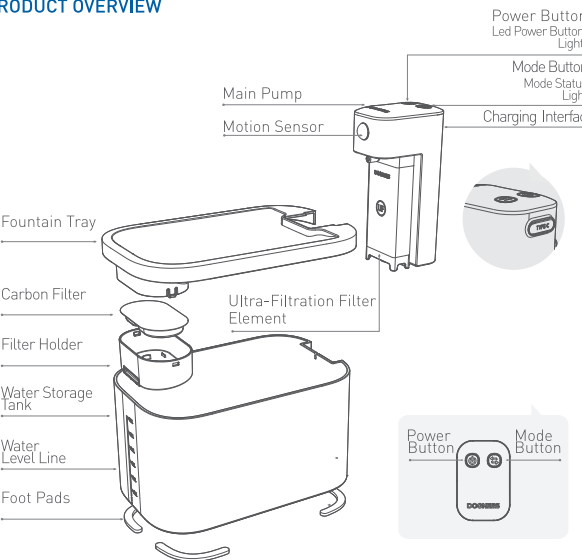
  
USB Powercord X1

  
User Manual X1

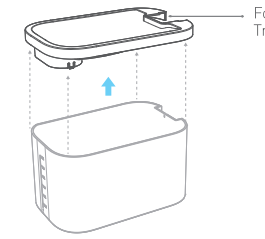
  
Warranty Card X1

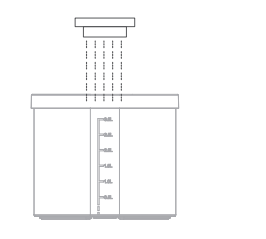
\* Requires USB Type-A Power Adapter (not included).

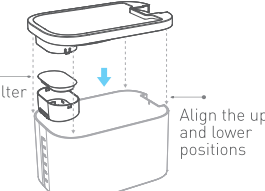
**PRODUCT OVERVIEW**

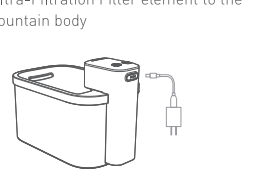


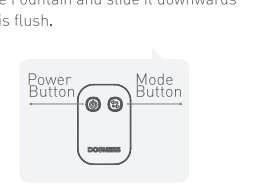
**FOUNTAIN ASSEMBLY**

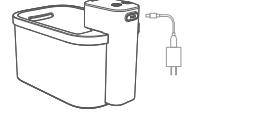
  
1.Remove the Fountain Tray by pulling upwards.


  
2. Fill the tank with water up to the "3L" water level line

  
3.Attached the filter element onto the filter holder, and then onto the fountain tank. Align the upper and lower holders of the tray with the water storage tank to cover it

  
4.Assemble and attach the Ultra-Filtration Filter element to the Fountain body

  
5.Install the assembled Ultra-Filtration Filter onto the Fountain and slide it downwards until it is flush.

  
6.Power on the fountain by holding down the power button for 2 seconds, the water will begin to flow.



Entrusting Party: Dogness Group LLC

Address of Entrusting Party: 4116 W Spring Creek Pkwy, Plano, TX 75024

Manufacturer: Jiasheng Enterprise Co., Ltd.

Address of Manufacturer: No. 3 W Yuehua Rd, Tongsha New Industry Park, Dongguan, Guangdong, China 523127

Website: [www.dogness.com](http://www.dogness.com)

Customer Service Hotline (U.S.): 1-833-DOGNESS [364-6377]

**WATER FLOW MODES:**

- **MOTION ACTIVATED FLOW MODE 1:** The fountain will discharge water when movement is detected within 1.5m (4.92 feet) of the water fountain. Water will flow for 60 seconds or until the pet leaves. To prevent stagnation, the fountain automatically activates water flow every 2 hours for 60 seconds
- **MOTION ACTIVATED FLOW MODE 2:** The fountain will discharge water when movement is detected within 1.5m (4.92 feet) of the water fountain. Water will flow for 60 seconds or until the pet leaves. To prevent stagnation, the fountain automatically activates water flow every 15 minutes for 60 seconds

**SWITCHING BETWEEN MODES 1 AND 2**

With the fountain powered on, tap and release the MODE button once to switch between Mode 1 and Mode 2.

**DEFAULT MODE**

At it's initial use the water fountain will be in MODE ONE.

**POWER SUPPLY**

**BUILT-IN RECHARGEABLE BATTERY**

1.Wire Free, the fountain can be powered by the rechargeable battery for portability.

2.When fully charged (in mode #1), the water flow will activate up to 32 times per day. The battery holds up to 50 days of Stand-By power.

**WIRED POWER SUPPLY**

1. Connect the power cord to the USB power port located at the upper section of the water fountain to power on the fountain.

2. The USB power cord will simultaneously charge the battery.

  
Rechargeable Battery

  
USB Power Cord

**LIGHT INDICATOR DESCRIPTIONS**

**MODE STATUS LIGHTS:**

MODE STATUS	MODE 1: Water Flow Activates every ~2 hours	MODE 2: Water Flow Activates every ~15 minutes
<b>NORMAL OPERATION</b>	Green light flashes three times when switching between modes. 1. Motion Detection Mode: Solid Green Light. 2. Non-Motion Mode: Slow Flashing Green Light.	Blue light flashes three times then off when switching between modes. 1. Motion Detection Mode: Solid Blue Light. 2. Non-Motion Mode: Slow Flashing Blue Light.
<b>LOW WATER</b>		
<b>LOW BATTERY</b>		Light is Off or Flashing Red

**LED POWER BUTTON LIGHT DESCRIPTIONS:**

STATUS	CHARGING (Battery not fully charged)	BATTERY FULLY CHARGED	NORMAL OPERATION (With power supply)	LOW BATTERY (Not plugged in)	LOW WATER
<b>LED POWER BUTTON LIGHTS</b>	SOLID RED	SOLID GREEN	LIGHTS OFF	SLOW FLASHING RED	SLOW FLASHING RED

**CARE AND CLEANING**

Regular cleaning is necessary to ensure the fountain continues to operate at an optimum level.

  
1. Press and hold the power button for 2 seconds to turn off, unplug the power cord, and separate the host from the water storage tank

  
2. Flush and clean the components including the Water Tank, Water Tray, Filter Cartridges

Note: The power port and power supply should be cleaned with a dry cloth, never allow it to come in contact with water, which could result in a short circuit.

  
3. Once all the components including the fountain tray, tank and the main unit are assembled the fountain can be used.

**RECOMMENDATION FOR CLEANING CYCLE**

1. Clean the components including the Water Tank, Water Tray and Filter Cartridges 1-2 times a week.

**REPLACING THE CARBON FILTER**

1. For the best filtration results, it's recommend to replace the filter every 30-45 days to ensure the water is fresh and clean as well as to prevent excessive build-up within the water pump.

2. When replacing the filter make sure to rinse and soak it in clean water for 3-5 minutes to prepare and condition the new filter for optimum performance.

**PLEASE NOTE:**

- It's recommended to replace the Ultra-Filtration filter element every 90 days.
- Due to the characteristics of Ultra-Filtration technology, once the Ultra-Filtration membrane filter element is water saturated, it begins to consume its effective lifespan. If the fountain hasn't been used for a long time, please replace the Ultra-Filtration membrane filter element before using it again.

**REPLACING THE FILTERS**

  
1. Remove the main pump, 2. Fountain Tray, 3. Filter Holder and, 4. Filter.

  
2. Replace with a new activated carbon filter element

  
3. Replace with a new Ultra-Filtration membrane filter element

The fountain has two filters: Carbon Activated Filter, and a Ultra-Filtration Filter.

B. Reassemble the components.

Note: Replacements filters can be ordered online at [www.DOGNESS.US](http://www.DOGNESS.US) or other select retailers

**PRECAUTIONS**

1. The water volume of the fountain should not be lower than the water sensor on the water pump. If the water level is too low, it will automatically shut off. Please pay close attention and monitor the water level to prevent shortages. When adding water, the amount of water should not exceed the MAX level line.
2. Do not force the pump to run when empty.

Note: Damage caused by dry burning of the pump is not covered under the warranty.

3. When unplugging the power adapter, do not pull the power cord directly.
4. Prevent pets from chewing or damaging the power cord or adapter.
5. This product is suitable for indoor use.
6. Disconnect from power before and during cleaning.
7. Use only the original power cord.
8. If the product fails, smells of smoke or heats up abnormally, stop using this product immediately and contact customer service at 833-364-6377 M-F 9am-6pm (CST).
9. For more question, please email us at [contact@dogness.com](mailto:contact@dogness.com)

**FAQ**

Q. The USB power adapter is warm, is this normal?

A. It's normal for the USB Power adapter to produce some heat.

Q. Is the pump safe and durable for long-term use?

A. The water pump is powered by a low voltage of 5V, which is safe for both humans and pets.

Q. What material is the Fountain made of?

A. The Fountain is made of ABS material, which is safe and in line with the safety regulations of the United States, China, Germany, Japan and other countries.

Q. What is the Filter itself made of?

A. The Filter is made of coconut fibers, charcoal and cotton.

Q. What kind of water should I use?

A. The fountain is designed to work with ordinary tap water however if your water is "hard" it could reduce the filter life or clog the pump more frequently.

Q. It seems I am refilling the fountain more often...why?

A. Pets will drink more often simply because filtered water tastes much better.